



COMPARING DATA WAREHOUSE OPTIONS

Options vary for adding advanced analytics capabilities to your existing data warehouse platform - and so do long-term results. See how each option stacks up in terms of costs, expenses and apps.

= Cost to maintain

= Effort required to operate


= Maintenance effort

= App availability


Cloud Data Warehouse




Parallel Platform




Custom Apps



Feeder Data Warehouse



All New Platform



End Result

Old data warehouse running parallel to cloud-based solution

End Result

Two separate data warehouses that don't talk to one another

End Result

Old data warehouse in a shiny new cover

End Result

Old data warehouse feeding new data warehouse

End Result

Shiny new data warehouse